

Available
from
Ayton
PRODUCTS

Em-Trim™

GRP roof edge trim system



Whitesales™

SPECIALITY FLAT
ROOFING PRODUCTS

Tel: 01483 303304

Fax: 01483 453919

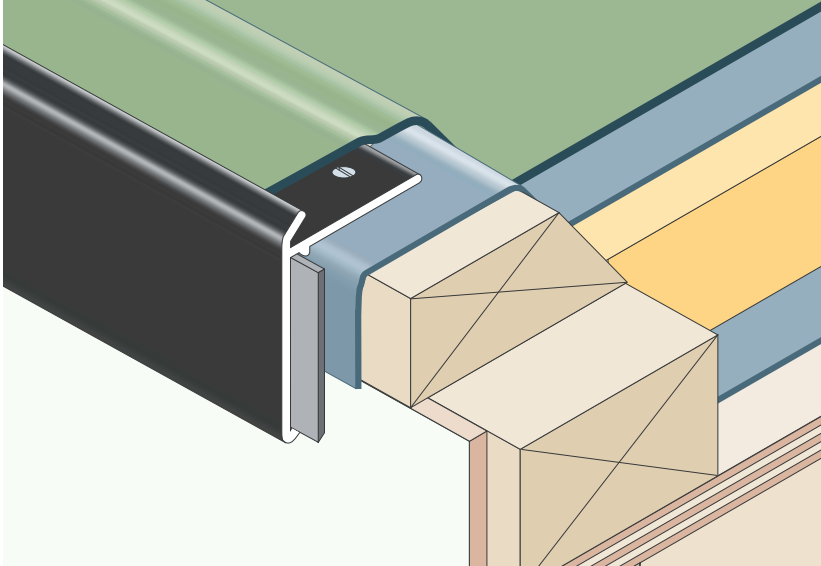
Whitesales

Em-Trim™ GRP roof edge trim system

Key features of Em-Trim™ GRP roof edge trim system

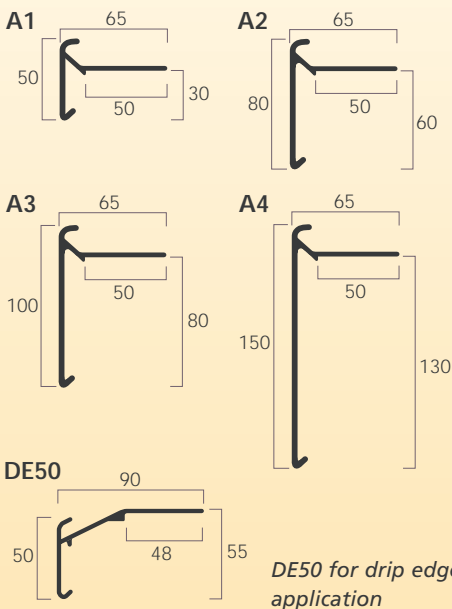
Due to Em-Trim's GRP composition, it has a negligible coefficient of thermal expansion, will not corrode, rust nor dent and is not affected by atmospheric pollution. The profiles are colourfast and once installed, are maintenance free.

- Neat unobtrusive appearance
- Simple to handle, work and install
- Negligible coefficient of expansion, eliminating the problem of membranes tearing at the trim joint – a common problem with metal edge trims
- Can withstand hot bitumen and mastic asphalt
- Corrosion resistant
- Higher strength to weight ratio than its metal counterparts
- Maintenance free
- Available in a choice of 10 profiles and 3 colourfast finishes from stock
- Further colours available to special order
- Competitively priced

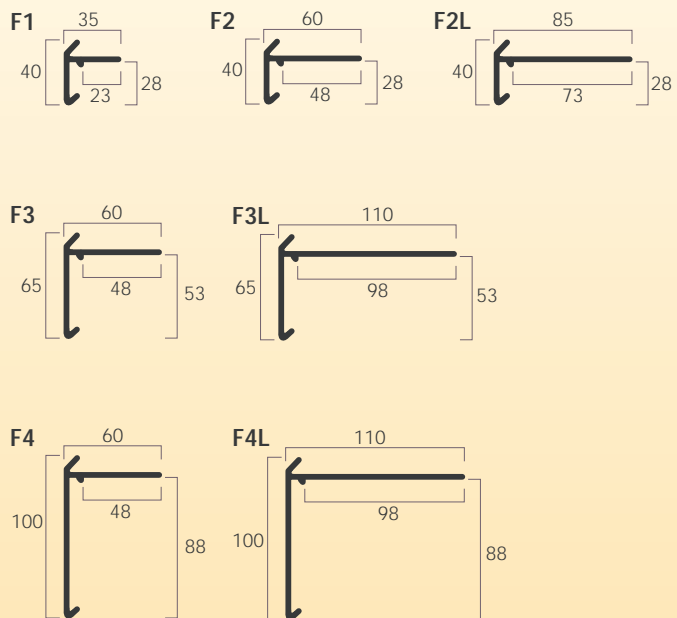


Profile details

For mastic asphalt and built-up felt roofing systems



For built-up felt roofing systems



Description

Whitesales™ Em-Trim™ is a roof edge trim manufactured from pultruded glass fibre reinforced polyester resin. It is equally suitable for new projects and refurbishment work.

Em-Trim™ profiles can be easily cut to follow the alignment of roof edges and are available in 9 different profiles as shown opposite. Profiles F1 to F4 are for use with built-up roofing systems. Profiles A1 to A4 are for use with mastic asphalt or built-up felt roofing.

Performance

Em-Trim™ profiles have a very low coefficient of thermal expansion minimising the problem of roof membranes tearing at the trim joints.

The GRP composition of Em-Trim™ is highly resistant to atmospheric corrosion, making the product maintenance free.

Em-Trim™ is unaffected by the temperatures of hot mastic and liquid bitumen.

Sitework


All drilling and cutting can be carried out using traditional tools.

Em-Trim™ is normally fixed over the first layer of a built-up roofing system or the sheathing felt when asphalt is used. Typical details are shown on the right.

Em-Trim™ should be fixed at maximum 300 mm centres into timber grounds or suitable plug inserts. Self tapping screws should be used when fixing into metal decks.

All lengths should be close butt jointed, using the connecting pieces supplied.

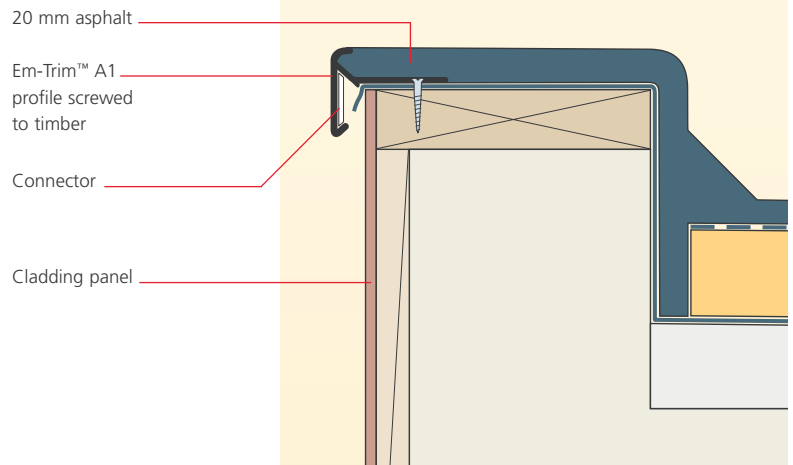
Em-Trim™ is available ex-stock in black, white and grey. It can also be supplied colour coated to any RAL colour number.



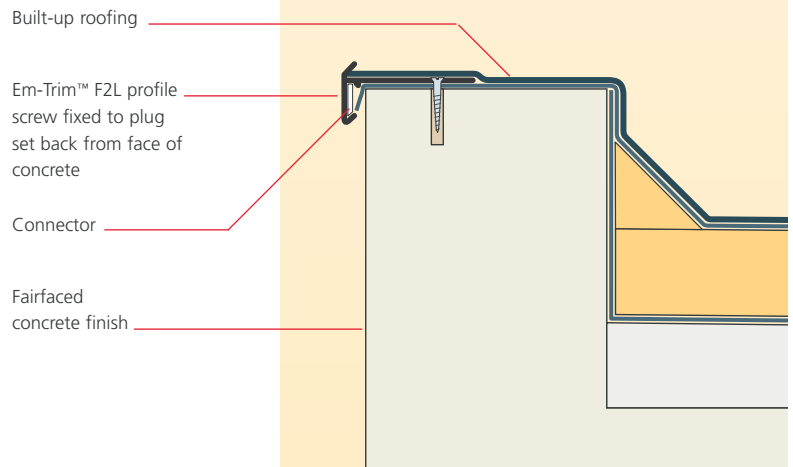
Preformed Em-Trim™ corners in the three standard colours

Typical installation details

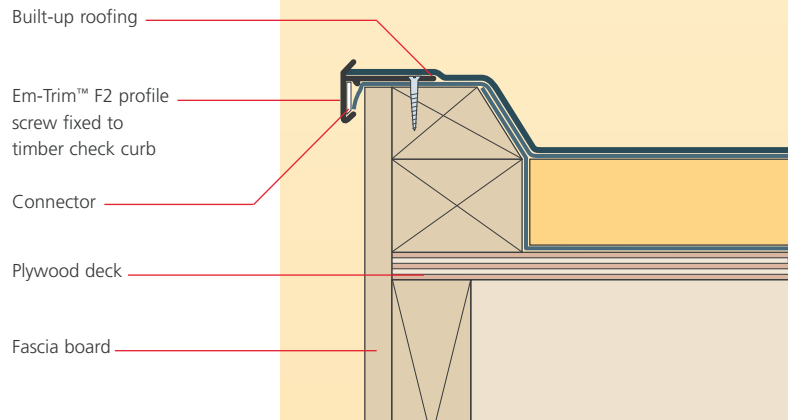
Asphalt finish on concrete deck



Built-up roofing system on concrete deck



Built-up roofing system on timber deck



Supply

Em-Trim™ is supplied in cartons containing:

10 No. 3 m lengths, 10 No. straight connectors and 3 No. corner connectors.

Pre-formed 90° external and internal corners are also available ex-stock (standard size 240 x 240 mm). Other angles and sizes are available to order.

Technical support

We are always willing to provide technical advice and assistance on the specification and application of all our products. For larger projects, a site survey service is also available.



Whitesales™

**SPECIALITY FLAT
ROOFING PRODUCTS**

PO Box 82,
Guildford, GU1 4FJ
Tel: 01483 303304
Fax: 01483 453919

The following brochures are available from Whitesales™:

Product Range Summary

1. Rooflights
2. Barrel vaults
3. GRP trim
4. Aluminium trim
5. Termination bars
6. Accessories